





Storm activities

Junior	Middle	Senior
<p>1. Discuss with class:</p> <ul style="list-style-type: none"> • What is a storm? • What could happen in a storm? • Has our area ever suffered from a storm? <p>2. Identify the safest places in the class to shelter in a storm, and also the most dangerous places (such as windows, metal and electrical fixtures).</p> <p>3. Ask students to make a small handheld lollipop sign (red one side and green the other). Stand in different parts of the classroom and display the green side to show a safe area or the red side to show a dangerous area in a storm.</p>	<p>1. Discuss with class:</p> <ul style="list-style-type: none"> • What is a storm? • What could happen in a storm? • Has our area ever suffered from a storm? <p>2. Divide the class into groups to make a chart that shows the advice, which they think would appear on www.whatstheplanstan.govt.nz  about what to do before, during and after a storm.</p> <p>3. Groups compare their predictions with the actual information on the website. They can highlight matching ideas and add missing ones to their chart.</p> <p>4. Use their charts to make a poster about what to do before, during and after storms.</p>	<p>1. Discuss with class:</p> <ul style="list-style-type: none"> • What is a storm? • What is a tropical cyclone? • What could happen in a storm? • Has our area ever suffered from a storm? <p>2. Instruct students to research the <i>Wahine</i> storm (Cyclone Giselle) on the CD-Rom  or the internet.</p> <p>3. Ask students to identify the hazards that occurred on land during the <i>Wahine</i> storm, and to design safety guidelines that address each identified hazard.</p> <p>4. Ask students to compare their safety guidelines with those on www.whatstheplanstan.govt.nz  and the Yellow Pages®. Add anything they have not covered to their guidelines.</p>

Storm homework sheet

Junior	Middle	Senior
<p>1. Identify safe and dangerous areas in your house with help from an adult at home.</p> <p>2. Ask an adult at home if they have ever been in a storm. With their help, write a sentence about what it was like for them.</p> <p>3. Discuss with an adult what you should do with pets during a storm. Draw a picture showing what you should do.</p>	<p>1. Interview an adult at home if they have ever been in a storm. List key words and sentences about their experiences.</p> <p>2. Imagine there was a major storm tonight, and you had to rely on your emergency survival items as they are right now. Check the list of emergency survival items on www.whatstheplanstan.govt.nz  with an adult, and write down the items you have and those you don't.</p> <p>3. If there are items missing, tell an adult at home.</p>	<p>1. Interview an older person about their memories of the <i>Wahine</i> storm (Cyclone Giselle) in 1968, or another storm they experienced.</p> <p>2. Write a paragraph about the things the person did to keep themselves safe during the storm.</p> <p>3. Check your family's emergency survival items at home.</p> <p>4. If there are items missing, tell an adult at home.</p>